



ANYTIME. ANYWHERE.

ACOS eLearning

**2020 ACOS General Surgery
In-depth Review
VIRTUAL Seminar**



www.facos.org





TABLE OF CONTENTS

PROGRAM OVERVIEW	3
STATEMENT OF NEED.....	3
LEARNING OBJECTIVES	3
PROGRAM CHAIRS.....	4
COMMITTEE MEMBERS.....	4
AOA CME REQUIREMENTS.....	5
QUESTIONS AND CONCERNS REGARDING CME.....	5
PLANNERS AND MANAGERS.....	5
SPEAKER DISCLOSURE STATEMENT	6
DISCLOSURE OF UNLABELED USE.....	6
DISCLAIMER	6
PROGRAM PRESENTATIONS.....	7
REFERENCES.....	10
SPEAKERS AND COMMITTEE MEMBERS WITH DISCLOSURES	24
SPEAKERS AND COMMITTEE MEMBERS WITH NOTHING TO DISCLOSE	24

In-depth Review



PROGRAM OVERVIEW

The Program Chairs for the American College of Osteopathic Surgeons' (ACOS) 2020 General Surgery In-depth Review *VIRTUAL* Seminar (IDR) – Jessica L. Bartock, DO and Annika C. Storey, DO, FACOS along with the full support of the ACOS In-depth Review Committee developed a first-rate board exam review course. The IDR is designed to provide surgeons with a comprehensive educational review on the presented topics. Participants in this course will find it a helpful experience in preparing for certification or recertification examinations.*

IDR sessions provide a deep dive into the topics covered in the American Osteopathic Board of Surgery (AOBS) General Surgery certification examinations. Our panel of presenters will discuss the purpose and focus of the exam as well as what examiners are looking for. The intent is to be a thorough review of the examination topics as well as an update for the general surgeon in practice.

Due to the outbreak of COVID-19 (Novel Coronavirus), the 2020 Seminar is being held virtually. Our General Surgery *VIRTUAL* In-depth Review Seminar is launching in the ACOS eLearning Portal on April 22, 2020. Registrants of the program will have access to sessions through their ACOS eLearning account. This means that attendees have the benefit of earning quality continuing medical education (CME) credits and/or preparing for the certification or recertification exams at their convenience – Anytime, Anywhere, ACOS eLearning!

STATEMENT OF NEED

General Surgeons need thorough knowledge of the most recent developments and techniques as well as established guidelines in surgery to ensure the highest standards of patient care and safety.

LEARNING OBJECTIVES

At the conclusion of this activity, learners will be better able to:

- apply knowledge gained in preparing for board certification or recertification examinations.
- comprehend the indications, techniques, complications, and outcomes presented of various surgical procedures.
- employ techniques described into their surgical practice to improve patient care.

* ACOS does not guarantee results on any certification or recertification exams.

In-depth Review



PROGRAM CHAIRS



Jessica L. Bartock, DO



Annika C. Storey, DO, FACOS

COMMITTEE MEMBERS

- Nelayda Fonte, DO, FACOS | Chairman & Board Liaison
- Jessica L. Bartock, DO
- Hania B. Bednarski, DO, FACOS
- Marc A. Campbell, DO, FACOS
- David Lee Coffman, DO
- Christopher L. Finley, DO
- Jesse J. Lopez, Jr., DO, FACOS
- Marylou Rainone, DO, FACOS
- Benjamin A. Raymond, DO
- Victoria L. Schlanser, DO
- Annika C. Storey, DO, FACOS
- Jennifer E. Susoreny-Velgos, DO
- Richard J. Unger, DO



AOA CME REQUIREMENTS

The American College of Osteopathic Surgeons (ACOS) is accredited by the American Osteopathic Association (AOA) to provide osteopathic continuing medical education for physicians. Eligible attending physicians can earn American Osteopathic Association continuing medical education (CME) credit by participating in the educational programs and activities at the 2020 In-depth Review Seminar. ACOS estimates that the AOA Council on Continuing Medical Education will approve this program for a maximum of 29 AOA Category 1-A CME credit hours.

In accordance with the AOA CME accreditation requirements, the attendee must complete an evaluation of each session attended as well as an overall event evaluation in order to receive AOA CME credit. Physicians should only claim credit commensurate with the extent of their participation in the educational activity. Information on how participants can claim their CME hours will be provided to eligible attendees. After the program evaluation has been completed, a CME certificate can be printed by the registrant. ACOS will report CME credits equal to the extent of the physician's participation in this activity.

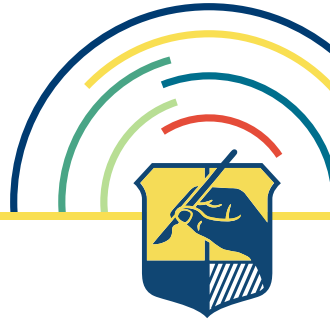
QUESTIONS AND CONCERNS REGARDING CME

Any questions or concerns regarding the CME requirements, credits earned for this meeting, or problems such as facilities, handouts, and program content may be directed to the ACOS staff by calling (800) 888-1312. Unresolved issues regarding the compliance of this meeting with the AOA accreditation requirements may be brought to the attention of the AOA Division of CME by calling (888) 626-9262. Any formal action by the AOA will require a written communication from you.

PLANNERS AND MANAGERS

ACOS planners and managers, Stephanie Santini, CMP, and Natasha Moussavi have nothing to disclose.

Attendee Information



SPEAKER DISCLOSURE STATEMENT

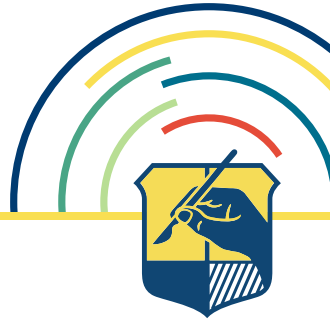
The American College of Osteopathic Surgeons (ACOS) is accredited by the In accordance with the AOA Standards of Accreditation; and ACCME Essential Criteria and Policies and Standards for Commercial Support; and AMA PRA Category 1 Guidelines, speakers with an asterisk (*) following their name have indicated that they have a relationship which in the context of their presentation, could be perceived by some as real or apparent conflict of interest (e.g., ownership of stock, speaker honoraria, consulting fees, etc.) but do not consider it will influence their presentation.

DISCLOSURE OF UNLABELED USE

This educational activity may contain discussion of published and/or investigational uses of agents that are not indicated by the FDA. The planners of this activity do not recommend the use of any agent outside of the labeled indications. The opinions expressed in the educational activity are those of the faculty and do not necessarily represent the views of the planners. Please refer to the official prescribing information for each product for discussion of approved indications, contraindications, and warnings.

DISCLAIMER

Participants have an implied responsibility to use the newly acquired information to enhance patient outcomes and their own professional development. The information presented in this activity is not meant to serve as a guideline for patient management. Any procedures, medications, or other courses of diagnosis or treatment discussed or suggested in this activity should not be used by clinicians without evaluation of their patient's conditions and possible contraindications and/or dangers in use, review of any applicable manufacturer's product information, and comparison with recommendations of other authorities.



PROGRAM PRESENTATIONS

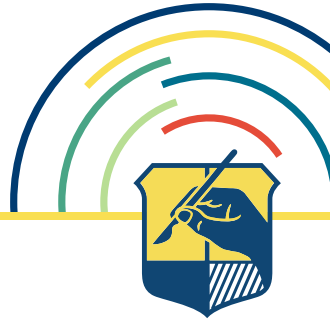
CME Credits	Presentation
0.00	Welcome and Introductions Annika Storey, DO, FACOS; Jessica Bartock, DO
0.25	Tips and Tricks for Passing the Oral Boards Benjamin Raymond, DO, FACOS
1.00	Newborn/Infant Surgical Emergencies Stephanie Jones, DO
1.00	Toddler/Child Surgical Emergencies Stephanie Jones, DO
0.75	OB/GYN Considerations for the General Surgeon Lindsay Wardle, DO
0.75	Bariatric Surgical Emergencies Jesse Lopez Jr., DO, FACOS
0.50	Evaluation & Management of Adrenal Masses T.K. Pandian, MD, MPH
0.50	Evaluation & Management of MEN Syndromes T.K. Pandian, MD, MPH
0.75	Anesthesia & Pain Management for the Surgeon Coleen Vernick, DO
1.00	Ventilator Management & ARDS Annika Storey, DO, FACOS
0.75	Shock Resuscitation and It's Endpoints Nelayda Fonte, DO, FACOS, FICS
0.75	Sepsis and Antibiotic Management David Lee Coffman, DO
0.50	Fluids, Electrolytes, and Nutrition Sara Buckman, MD, PharmD, FACS
0.75	Trauma Review I Matthew LaPorta, DO
0.75	Malignant Melanoma Hillary Johnson, MD, PhD, MHCDS
0.50	Breast 101, Benign Breast Disease Roxane Weighall, DO*

*Indicates a financial disclosure. See page 24 for more information.



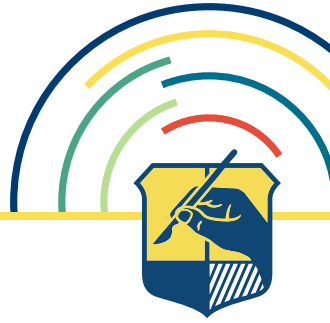
PROGRAM PRESENTATIONS

CME Credits	Presentation
0.50	Breast Imaging Roxane Weighall, DO*
0.75	Breast Cancer Work Up Hania Bednarski, DO, FACOS*
0.75	Breast Cancer Treatment & Reconstruction Hania Bednarski, DO, FACOS*
0.50	Burn Injury Laura Johnson, MD
0.50	Trauma Review II Laura Johnson, MD
0.75	Thyroid Malignancy Geeta Lal, MD, MSc, FACS
0.75	Operative Indications & Challenges in Parathyroid Surgery Geeta Lal, MD, MSc, FACS
0.75	Workup & Surgery in Benign Esophageal Disease Omar Awais, DO
0.50	Esophageal Cancer Omar Awais, DO
0.50	Neuroendocrine Tumors and Neuroendocrine Carcinomas of the GI Track David Kermode, DO, FACOS
0.50	Gastric Cancer Jeremiah Deneve, DO, FACS
0.50	GIST Jeremiah Deneve, DO, FACS
0.50	Benign and Malignant Hepatic Tumors Nikolaos Dallas, MD, FACS
0.50	Screening & Treatment of Portal Hypertension Nikolaos Dallas, MD, FACS
0.75	Inflammatory Bowel Disease for Surgeons James McCormick, DO, FACS, FASCRS*



PROGRAM PRESENTATIONS

CME Credits	Presentation
0.50	Mesenteric Ischemia Christopher Esper, DO, FACOS
0.75	Appendiceal Disease David Kermode, DO, FACOS
0.75	Benign & Malignant Colon Disease and Polyposis Syndromes Scott Nelson, DO
0.50	Diagnosis and Treatment of Rectal Cancer and Disease Scott Nelson, DO
0.50	Benign and Malignant Anal Disease Scott Nelson, DO
0.75	Benign Biliary Tree Conditions Pablo Giuseppucci, MD, FACS
0.75	Malignant Biliary Tree Conditions Jeremiah Deneve, DO, FACS
0.50	Sarcoma Douglas Iddings, DO, FACOS
0.50	Benign Lesions of the Pancreas Nikolaos Dallas, MD, FACS
0.50	Malignant Pancreatic Disease Pablo Giuseppucci, MD, FACS
0.75	Abdominal Aortic Aneurysm Christopher Esper, DO, FACOS
0.75	Carotid Artery Disease & Treatment Christopher Esper, DO, FACOS
1.00	Peripheral Vascular Occlusive Disease Jon Henwood, DO, FACOS
1.00	Diagnosis & Treatment of Venous Disease Jon Henwood, DO, FACOS



REFERENCES

Tips and Tricks for Passing the Oral Boards | Benjamin Raymond, DO, FACOS


- American Osteopathic Board of Surgery (AOBS) Website - <https://certification.osteopathic.org/surgery/>
- General Surgery Review: Certifying Edition, The Pass Machine Review Course

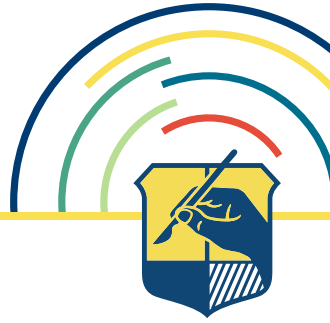
Newborn/Infant Surgical Emergencies | Stephanie Jones, DO

- Pediatric Surgery NaT. American Pediatric Surgical Association 2017.
- Juang D, Snyder CL: Neonatal Bowel obstruction. Surg Clin North Am. 92:685,2012
- Lilien LD, Srinivasan G, et al. Green vomiting in the first 72 hours in normal infants. Am J Dis Child 1986 Jul 140(7)p 662-4.

Toddler/Child Surgical Emergencies | Stephanie Jones, DO

- Holcomb GW III, Murphy JP. Ashcraft's Pediatric Surgery. 5th ed. Philadelphia, PA: Saunders An Imprint of Elsevier, 2010.
- Tataria M, Nance ML, Holmes JH 4th, Miller CC 3rd, Mattix KD, Brown RL, Mooney DP, Scherer LR 3rd, Grooner JJ, Scaife ER, Spain DA, Brundage SI. Pediatric blunt abdominal injury: age is irrelevant and delayed operation is not detrimental. J Trauma 2007 Sep;63(3):608-14.
- Gates et al. Non-operative management of solid organ injuries in children: An American Pediatric Surgical Association Outcomes and Evidence Based Practice Committee systematic review. J Pediatr Surg. 2019 Jan 31. epub.





REFERENCES

OB/GYN Considerations for the General Surgeon | Lindsay Wardle, DO

- American College of Obstetricians and Gynecologists. (2018). ACOG Practice Bulletin no. 193: Tubal Ectopic Pregnancy. *Obstet Gynecol.* 131 (3): e91-e103.
- Encyclopedia Britannica Website. <https://www.britannica.com/science/fimbria-of-the-fallopian-tube>. Accessed March 20, 2020.
- Perinatology.com Website. <http://perinatology.com/images/betaHCG.jpg>. Accessed March 20, 2020.
- Mayo Clinic Website. <https://www.mayoclinic.org/diseases-conditions/uterine-fibroids/symptoms-causes/syc-20354288>. Accessed March 31, 2020.
- Center for Disease Control Website. <https://www.cdc.gov/std/tg2015/pid.htm>. Accessed March 20, 2020.
- Ross, Jonathan and Mariam Chacko. Uptodate. Pelvic inflammatory disease: Clinical manifestations and diagnosis. Updated 2/2/2020.
- American College of Obstetricians and Gynecologists. (2017). ACOG Practice Bulletin no. 182 : Hereditary Breast and Ovarian Cancer Syndrome. Available <https://www.acog.org/-/media/project/acog/acogorg/clinical/files/practice-bulletin/articles/2017/09/hereditary-breast-and-ovarian-cancer-syndrome.pdf>. Accessed April 1, 2020.
- Perinatology.com Website. Normal Reference Ranges and Laboratory Values In Pregnancy. <http://perinatology.com/Reference/Reference%20Ranges/Reference%20for%20Serum.htm>. Accessed March 31, 2020.
- SAGES Website. <https://www.sages.org/publications/guidelines/guidelines-for-diagnosis-treatment-and-use-of-laparoscopy-for-surgical-problems-during-pregnancy/>. Accessed March 31, 2020.
- Pregnancy-Associated Breast Cancer. *Rev Obstet Gynecol.* 2012; 5(2): 94–99. <https://www.ncbi.nlm.nih.gov/pmc/articles/PMC3410508/>. Accessed March 31, 2020.
- Pregnancy Week by Week Calendar Website. <https://www.pregnancyweekbyweekcalendar.com/pregnancy-stages/breast-and-nipple-changes-during-pregnancy.html>. Accessed March 31, 2020.
- Vasileiou G., Eid A., Qian S., et al. Appendicitis in Pregnancy: A Post-Hoc Analysis of an EAST Multicenter Study. *Surgical Infections.* 2020; (3). Advanced online publication. DOI: 10.1089/sur.2019.102
- American College of Obstetricians and Gynecologists. (2018). ACOG Committee Opinion no. 723: Diagnostic Imaging During Pregnancy and Lactation. *Obstet Gynecol.* 130 (4): e210-e216.
- American College of Obstetricians and Gynecologists. (2019). ACOG Committee Opinion no. 775: Nonobstetric Surgery During Pregnancy. *Obstet Gynecol.* 133 (4): e285-e286.



REFERENCES

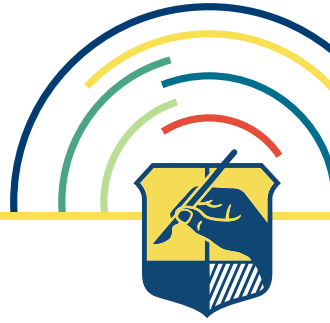
Bariatric Surgical Emergencies | Jesse Lopez Jr., DO, FACOS

- World J Emerg Surg. 2013; 8: 58. Abdulzahra Hussain and Shamsi EL-Hasani
- Andrey Vizhul, et al; Journal of Medical Cases, Vol 2, Number5, Oct. 2011, pages 194-196
- Development of ulcer disease after Roux-en-Y gastric bypass, incidence, risk factors, and patient presentation: a systematic review. *Obes Surg* 2014;24:299–309.doi:10.1007/s11695-013-1118-5

Evaluation & Management of Adrenal Masses | T.K. Pandian, MD, MPH

- Zeiger MA et al. American Association of Clinical Endocrinologists and American Association of Endocrine Surgeons Medical Guidelines for the Management of Adrenal Incidentalomas. *Endocrine Practice*. 2009;15:Suppl 1
- Young WF. The Incidentally Discovered Adrenal Mass. *NEJM*. 2007;356(6):601-610
- Gruber LM et al. Pheochromocytoma Characteristics and Behavior Differ Depending on Method of Discovery. *J Clin Endocrinol Metab*. 2019;104(5):1386
- Vaidya A et al. The Expanding Spectrum of Primary Aldosteronism: Implications for Diagnosis, Pathogenesis, and Treatment. *Endocrine Reviews*. 2018;39:1057-1088
- Kayser SC et al. Study Heterogeneity and Estimation of Prevalence of Primary Aldosteronism: A Systematic Review and Meta-Regression Analysis. *J Clin Endocrinol Metab*. 2016;101(7):2826
- Rossi GP et al. An expert consensus statement on use of adrenal vein sampling for the subtyping of primary aldosteronism. *Hypertension*. 2014;63(1):151-160
- Lim V et al. Accuracy of adrenal imaging and adrenal venous sampling in predicting surgical cure of primary aldosteronism. *JCEM*. 2014;99(8):2712-2719
- Kempers MJ et al. Systematic review: diagnostic procedures to differentiate unilateral from bilateral adrenal abnormality in primary aldosteronism. *Ann Intern Med*. 2009;151(5):329.
- Ishidoya S et al. Laparoscopic partial versus total adrenalectomy for aldosterone producing adenoma. *J Urol*. 2005;174(1):40

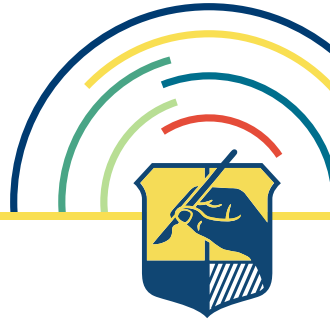




REFERENCES

Evaluation & Management of MEN Syndromes | T.K. Pandian, MD, MPH

- Kiernan CM et al. Surgical Management of Multiple Endocrine Neoplasia 1 and Multiple Endocrine Neoplasia 2. *Surg Clin N Am*. 2019;99:693-706
- Brandi ML et al. Guidelines for Diagnosis and Therapy of MEN Type 1 and Type 2. *J Clin Endocrinol Metab*. 2001;86:5658-5671.
- Thakker RV et al. Clinical Practice Guidelines for Multiple Endocrine Neoplasia Type 1 (MEN1). *J Clin Endocrinol Metab*. 2012;97:2990-3011.
- Norton JA et al. Prospective study of surgery for primary hyperparathyroidism (HPT) in multiple endocrine neoplasia-type 1 and Zollinger-Ellison syndrome: long-term outcome of a more virulent form of HPT. *Ann Surg*. 2008;247(3):501-510.
- Wilhelm SM et al. The American Association of Endocrine Surgeons Guidelines for Definitive Management of Primary Hyperparathyroidism. *JAMA Surg*. 2016;151(10):959-968.
- Wells SA et al. Revised American Thyroid Association Guidelines for the Management of Medullary Thyroid Carcinoma. *Thyroid*. 2015;6:567-610.
- Neumann HP et al. Comparison of Pheochromocytoma-Specific Morbidity and Mortality Among Adults With Bilateral Pheochromocytomas. *JAMA Network Open*. 2019;2(8).
- Undergoing Total Adrenalectomy vs Cortical-Sparing Adrenalectomy
- Baghai M et al. Pheochromocytomas and paragangliomas in von Hippel-Lindau disease: a role for laparoscopic and cortical-sparing surgery. *Arch Surg*. 2002;137(6):682-688.
- Hammel PR et al. Pancreatic involvement in von Hippel-Lindau disease. The Groupe Francophone d'Etude de la Maladie de von Hippel-Lindau. *Gastroenterology*. 2000;119(4):1087.
- Walther MM et al. von Recklinghausen's disease and pheochromocytomas. *J Urol*. 1999;162(5):1582-1586.
- Gruber LM et al. Pheochromocytoma and paraganglioma in patients with neurofibromatosis type 1. *Clin Endocrinol*. 2017;86(1):141-149.
- Welander J et al. Genetics and clinical characteristics of hereditary pheochromocytomas and paragangliomas. *Endocr Relat Cancer*. 2011 Dec;18(6):R253-76
- Mountjoy L et al. Glucagonoma-associated rash. *N Engl J Med*. 2017;376:10
- Smith SL et al. Vasoactive intestinal polypeptide secreting islet cell tumors: a 15-year experience and review of the literature. *Surgery*. 1998;124(6):1050-1055.
- Teh BT et al. Clinicopathologic studies of thymic carcinoids in multiple endocrine neoplasia type 1. *Medicine (Baltimore)*. 1997 Jan;76(1):21-29.



REFERENCES

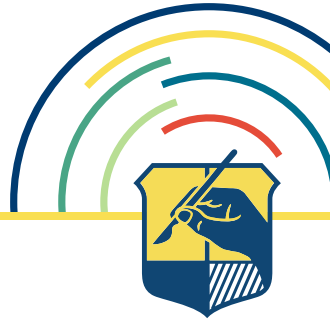
Anesthesia & Pain Management for the Surgeon | Coleen Vernick, DO

- 2013 ACC/AHA Guideline on the Assessment of Cardiovascular Risk. *Journal of the American College of Cardiology* Vol. 63, No. 25, 2014
- Practice Guidelines for Acute Pain Management in the Perioperative Setting, An Updated Report by the American Society of Anesthesiologists Task Force on Acute Pain Management, *Anesthesiology*. 2012;1(16)248-273.
- Pardo, Manuel Pardo and Ronald Miller, *Basics of Anesthesia* 7th Edition. 2018

Ventilator Management & ARDS | Annika Storey, DO, FACOS

- Brower RG, Matthay MA, Morris A, Schoenfeld D, Thompson BT, Wheeler A. Acute Respiratory Distress Syndrome Network. *N Engl J Med*. 2000 May 4;342(18):1301-8
- Papazian L, Aubron C, Brochard L, Chiche JD, Combes A, Dreyfuss D, et al. Formal Guidelines: management of acute respiratory distress syndrome. *Ann: Intensive Care*. 2019 9:69.
- Bellani G, Laffey JG, Pham T, Fan E, BorchardL, Esteban A, et al. Epidemiology, patterns of care, and mortality for patients with acute respiratory distress syndrome in intensive care units in 50 countries. *JAMA*. 2016;315(8):788-800.
- Guerin C, Reignier J, Richard JC, Beuret P, Gacouin A, Boulain T, et al. Prone positioning in severe acute respiratory distress syndrome. *N Engl J Med*. 2013;368(23):2159-68.
- Combes A, Hajage D, Capellier G, Demoule A, Lavoue S, Guerville C, et al. Extracorporeal membrane oxygenation for severe acute respiratory distress syndrome. *N Engl J Med*. 2018;378(21):1965-75.
- Papazian L, Forel JM, Gacouin A, Penot-Ragon C, Perrin G, Loundou A, et al. Neuromuscular blockers in early acute respiratory distress syndrome. *N Engl J Med*. 2010;363(12):1107-16.
- Yang KL, Tobin MJ. A prospective study of indexes predicting the outcome of trials of weaning from mechanical ventilation. *N Engl J Med*. 1991;324:1445-50.





REFERENCES

Shock Resuscitation and It's Endpoints | Nelayda Fonte, DO, FACOS, FICS

- Advanced Trauma Life Support For Doctors 10th Edition
- Trauma Mattox, Moore, Feliciano 7th edition
- Textbook of Critical Care 6th edition Vincent, Abraham, Moore, Kochanek, Fink

Sepsis and Antibiotic Management | David Lee Coffman, DO

- Ferrer et al. Empiric antibiotic treatment reduces mortality in severe sepsis and septic shock from the first hour: results from a guideline-based performance improvement program. Crit Care Med 2014.
- Gotts, J, and Matthay, M. Sepsis: Pathophysiology and clinical management. BMJ (Clinical Research ed) 2016; 353: i1585
- illu, K., Sarani B., Fundamental Critical Care Support. Life-threatening Infections: Diagnosis and Antimicrobial Therapy Selection. Mount Prospect, IL: Society of Critical Care Medicine; 2016.

Fluids, Electrolytes, and Nutrition | Sara Buckman, MD, PharmD, FACS

- Guidelines for the Provision and Assessment of Nutrition Support Therapy in the Adult Critically Ill Patient: Society of Critical Care Medicine (SCCM) and American Society for Parenteral and Enteral Nutrition (A.S.P.E.N.). Taylor BE, McClave SA, Martindale RG, Warren MM, Johnson DR, Braunschweig C, McCarthy MS, Davanos E, Rice TW, Cresci GA, Gervasio JM, Sacks GS, Roberts PR, Compher C; Society of Critical Care Medicine; American Society of Parenteral and Enteral Nutrition. Crit Care Med. 2016 Feb;44(2):390-438
- Fluid management in perioperative and critically ill patients. Kang D, Yoo KY. Acute Crit Care. 2019 Nov;34(4):235-245. doi: 10.4266/acc.2019.00717

Trauma Review I | Matthew LaPorta, DO

- www.aast.org
- www.east.org
- <https://www.surgicalcore.org/>

Malignant Melanoma | Hillary Johnson, MD, PhD, MHCDS

- 2019 NCCN Cutaneous Melanoma Guidelines: https://www.nccn.org/professionals/physician_gls/
- 2019 AAD Guidelines of care for the management of primary cutaneous melanoma; JAAD Volume 80, Issue 1, Pages 208–250; DOI: <https://doi.org/10.1016/j.jaad.2018.08.055>
- Completion Dissection or Observation for Sentinel-Node Metastasis in Melanoma; N Engl J Med 2017; 376:2211-2222; DOI: 10.1056/NEJMoa1613210



REFERENCES

Breast 101, Benign Breast Disease | Roxane Weighall, DO

- NCCN guidelines
- American Society of Breast Surgeons Consensus Guidelines

Breast Imaging | Roxane Weighall, DO

- NCCN Guidelines
- American Society of Breast Surgeons Consensus Guidelines

Breast Cancer Work Up | Hania Bednarski, DO, FACOS

- Breast Cancer Risk Calculator Updated for Asian-Americans; NIH; May 2011
- Facts and Figures 2019; ACS; jan 2019

Breast Cancer Treatment & Reconstruction | Hania Bednarski, DO, FACOS

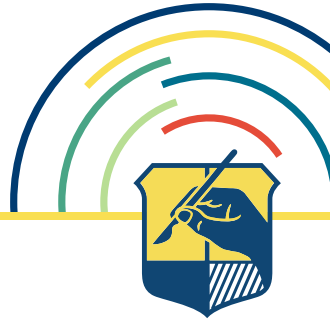
- The Feasibility of Breast conserving surgery for multiple ipsilateral breast cancer: An initial report from ACOSOG (Alliance) Z11102 trial; KAri Rosenkrantz, MD et al; ASBrS; May 2018
- Axillary Surgery; Judy Boughey, MD; ASBrS; May 2018
- New Techniques for Sentinel Node Biopsy in Breast Cancer; Massimo Ferrucci, MD et al. Transl Cancer Res 2018; 7 (Suppl 3): S405-S417

Burn Injury | Laura Johnson, MD

- SCORE Lectures - Burns & Inhalation Injury
- Advanced Burn Life Support (American Burn Association)
- Heimbach DM, Afromowitz MA, Engrav LH, Marvin JA, Perry B. Burn depth estimation—man or machine. J Trauma 1984;24:373–8.

Trauma Review II | Laura Johnson, MD

- ATLS 10th Edition
- Frontera, J.A., Lewin III, J.J., Rabinstein, A.A., Aisiku, I.P., Alexandrov, A.W., Cook, A.M., del Zoppo, G.J., Kumar, M.A., Peerschke, E.I.B., Stiefel, M.F., Teitelbaum, J.S., Wartenberg, K.E., & Zerfoss, G.L. (2015, December 29). Guideline for Reversal of Antithrombotics in Intracranial Hemorrhage: A Statement for Healthcare Professionals from the Neurocritical Care Society and Society of Critical Care Medicine. Neurocritical care., 24(1), 6-46. doi:10.1007/s12028-015-0222-x
- 1. Johansen K, Lynch K, Paun M, et al. Non-invasive vascular tests reliably exclude occult arterial trauma in injured extremities. J Trauma 1991;31:515-522.



REFERENCES

Thyroid Malignancy | Geeta Lal, MD, MSc, FACS

- Haugen BR et al. Thyroid, 2016 ATA guidelines, Patel KN et al. Ann Surg, 2020
- Cibas and Ali. Thyroid 2017
- Ferris et al. Thyroid 2015, Haugen B et al. Thyroid 2016, Patel KN et al. Ann Surg 2020
- Schwartz's Textbook of Surgery, 11th edition
- Wells SA Jr et al. ATA guidelines MTC, 2015
- Smallridge KC et al. Thyroid 2012; Subbiah V et al. JCO 2018

Operative Indications & Challenges in Parathyroid Surgery | Geeta Lal, MD, MSc, FACS

- Schwartz's Textbook of Surgery, 11th Edition
- Eastell R et al. JCEM 2014
- Bilezikian J et al JCEM 2014
- Rodgers S et al. Surgery 2006, Eichhorn-Wharry et al. Am J Surg 2011, Starker L et al. Ann Surg Oncol 2011

Workup & Surgery in Benign Esophageal Disease | Omar Awais, DO

- Evidence-based clinical practice guidelines for gastroesophageal reflux disease 2015 Katsuhiko Iwakiri, 2016
- Esophageal Function Testing Beyond Manometry and Impedance Ravinder K. Mittal, 2014
- Management of the Difficult Hiatal Hernia Matthew Rochefort, 2018

Esophageal Cancer | Omar Awais, DO


- Surgical Treatment for Esophageal Cancer Hiroyuki Kato, 2007
- Current management of oesophageal cancer Naufal Rashid, 2015

Neuroendocrine Tumors and Neuroendocrine Carcinomas of the GI Track | David Kermodé, DO, FACOS

- Surveillance, Epidemiology and End Results (SEER), US population 1974-2005

Gastric Cancer | Jeremiah Deneve, DO, FACS

- /Users/jigdeneve/Desktop/NCCN-Gastric 2020.pdf
- /Users/jigdeneve/Documents/Articles/Gastric Cancer/Perioperative chemotherapy versus surgery alone for gastric cancer MAGIC trial-NEJM 2006.pdf
- /Users/jigdeneve/Documents/Articles/Gastric Cancer/FLOT4-AIO Phase II trial-Histopathological response after neoadjuvant FLOT vs ECF for resectable gastric adeno-Lancet Oncol 2016.pdf



REFERENCES

GIST | Jeremiah Deneve, DO, FACS

- /Users/jigdeneve/Desktop/NCCN-Sarcoma 2020.pdf
- /Users/jigdeneve/Documents/Articles/GIST/1 vs 3 yr adjuvant imatinib for GIST-JAMA 2012.pdf
- /Users/jigdeneve/Documents/Articles/GIST/Two Hundred GIST-DeMatteo Ann Surg 2000.pdf

Benign and Malignant Hepatic Tumors | Nikolaos Dallas, MD, FACS

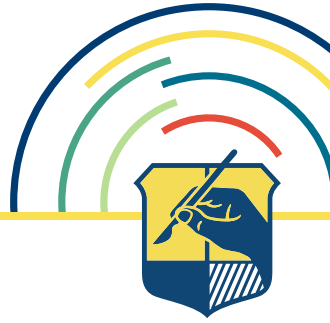
- Topaloglu, S et al. Preoperative arterial embolization of large liver hemangiomas. *Diagn Interv Radiol* 2015 May-Jun. 21(3): 222-228.
- Firouznia, K et al. Management of Liver Hemangioma Using Trans-Catheter Arterial Embolization. *Hepat Mon* 2014 December. 14(12): e25788.
- Jung, JM et al. Surgical indications for focal nodular hyperplasia of the liver: Single-center experience of 48 adult cases. *Ann Hepatobiliary Pancreat Surg* 2019. 238-42.
- Bruekker, ME et al. Growth of focal nodular hyperplasia is not a reason for surgical intervention, but patients should be referred to a tertiary referral center. *World J Surg* 2018. 42:1506-13.
- Tsilimigras, DI et al. Current Approaches in the management of hepatic adenomas. *J Gastroint Surg* 2019. 23(1):199-209.
- Thomas MB et al. Hepatocellular Carcinoma: consensus recommendations from the NCI clinical trials planning meeting. *J Clin Oncol* 2010 Sep 1. 28(25):3994-4005.

Screening & Treatment of Portal Hypertension | Nikolaos Dallas, MD, FACS

- Bloom S et al. Portal Hypertension: pathophysiology, diagnosis, and management. *Int Med J* 2015. 45: 16-26.
- Goldberg E & Chopra S. Cirrhosis in adults: Etiologies, clinical manifestations, and diagnosis. Up to date Online. Retrieved from: www.uptodate.com.

Inflammatory Bowel Disease for Surgeons | James McCormick, DO, FACS, FASCRS

- Howard Ross, M.D. • Scott R. Steele, M.D. • Mika Varma, M.D. • Sharon Dykes, M.D. Robert Cima, M.D. • W. Donald Buie, M.D. • Janice Rafferty, M.D. Practice Parameters for the Surgical Treatment of Ulcerative Colitis *Dis Colon Rectum* 2014; 57: 5–22
- Strong S, Steele SR, Boutrous M, Bordineau L, Chun J, Stewart DB, Vogel J, Rafferty JF. Clinical Practice Guideline for the Surgical Management of Crohn's Disease. *Dis Colon Rectum*. 2015 Nov;58(11):1021-36
- Steele, S., Hull, T.L., Hyman, N., Maykel, J.A., Read, Th.E., Whitlow, C. (Eds.) *The ASCRS Manual of Colon and Rectal Surgery*



REFERENCES

Mesenteric Ischemia | Christopher Esper, DO, FACOS

- Jimenez, J. & Quinones-Baldrich. 7th ed. 2010. Rutherford's Vasculature Surgery 2260-2272. Philadelphia, Pa.
- Wyers, M. 7th ed. 2010. Rutherford's Vasculature Surgery. 2289-2303. Philadelphia, Pa.
- Acosta, S. & Bjorck. 7th ed. 2010. Rutherford's Vasculature Surgery. 2304-2310. Philadelphia, Pa.
- Bala et al. World Journal of Emergency Surgery. (2017) 12:38 Perara, A. & Rohre, M. Review article: Acute Mesenteric Ischemia Part II. The Sri Lanka Journal of Surgery. 2018. 36 (1): 24-30.
- Huber, T. & Lee, A. 7th ed. 2010. Rutherford's Vasculature Surgery. 2273-2288. Philadelphia, Pa.
- Park, M. et al. ClevelandClinic.org. July 22, 2014

Appendiceal Disease | David Kermode, DO, FACOS

- <https://www.nejm.org/doi/full/10.1056/NEJMcp013351>
- Brunicardi FC, Brandt ML, Andersen DK, Billiar TR, Dunn DI, Hunter JG, Matthews JB, Pollock RE: Schwartz's Principles of Surgery: ABSITE and Board Review, 9th Edition: <http://www.accesssurgery.com>

Benign & Malignant Colon Disease and Polyposis Syndromes | Scott Nelson, DO

- Practice Parameters for the Treatment of Sigmoid Diverticulitis, D.F. Feingold, S.R. Steele, S Lee, A. Kaiser, R. Boushey, W.D. Buie, J.F. Rafferty; Dis Colon Rectum 57:3, 284-294.
- Clinical Practice Guidelines for the Treatment of Colon Cancer, J.D. Vogel, C. Eskicioglu, M.R. Weiser, D.L. Feingold, S.R. Steele, Dis Colon Rectum 2017; 60: 999-1017
- US Preventive Services Task Force Recommendation Statement JAMA. 2016;315(23):2564-2575

Diagnosis and Treatment of Rectal Cancer and Disease | Scott Nelson, DO

- NCCN Clinical Practice Guidelines in Oncology: Rectal Cancer; Version 1.2018-March 14, 2018, NCCN.org
- Practice Parameters for the Management of Rectal Cancer (Revised). Dis Colon Rectum 2013; 56: 535-550.
- NCCN Clinical Practice Guidelines in Oncology: Rectal Cancer; Version 1.2018-March 14, 2018, NCCN.org



REFERENCES

Benign and Malignant Anal Disease | Scott Nelson, DO

- The American Society of Colon and Rectal Surgeons Clinical Practice Guidelines for the Management of Hemorrhoids; B.R. Davis, S.A. Lee-Kong, J. Migaly, D. Feingold, S.R. Steele, Dis Colon Rectum 2018; 61: 284-292.
- NCCN Clinical Practice Guidelines in Oncology, Anal Carcinoma. Version 1.2018-February 6, 2018. NCCN.org
- The American Society of Colon and Rectal Surgeons Practice Parameters for Anal Squamous Neoplasms; S.R. Steele, M. G. Varma, G. B Melton, H. M. Ross, J. F. Rafferty, W. D. Buie, Dis Colon Rectum 2012; 55:7; 735-749.

Benign Biliary Tree Conditions | Pablo Giuseppucci, MD, FACS

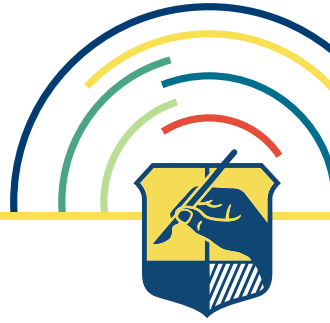
- Bart Rose (editor), Diseases of the Biliary Track, Surgical Clinics of North America, April 2019
- Ann Yih-Ann Chung, Meredith Colleen Duke, Acute Biliary Disease, Emergent General Surgery, Surgical Clinics of North America, October 2019
- Patrick G. Jackson, Stephen R. T. Evans, Biliary System, Sabiston Textbook of Surgery, 20th edition

Malignant Biliary Tree Conditions | Jeremiah Deneve, DO, FACS

- /Users/jigdeneve/Desktop/NCCN-Hepatobiliary 2020.pdf
- /Users/jigdeneve/Documents/Articles/Bile Duct/Capecitabine vs observation for biliary tract cancer-BILCAP study-Lancet Oncology 2019.pdf
- /Users/jigdeneve/Documents/Articles/Bile Duct/Biliary Cystic Disease-Risk of Cancer-J Hepatobiliary Pancreat Surg 2003.pdf

Sarcoma | Douglas Iddings, DO, FACOS

- Sabiston, David C., Townsend, Courtney M.. (Eds.) (2012) Sabiston textbook of surgery: the biological basis of modern surgical practice. Philadelphia, PA: Elsevier Saunders,
- F Charles Brunicaardi and Dana K Andersen and Timothy R Billiar. Textbook of Surgery: New York : McGraw-Hill Medical



REFERENCES

Benign Lesions of the Pancreas | Nikolaos Dallas, MD, FACS

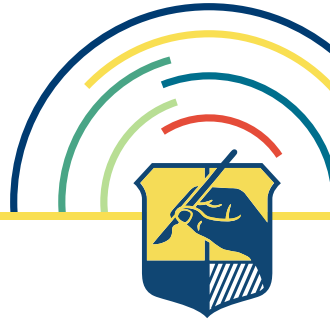
- Crippa, S. et al. Mucinous Cystic Neoplasm of the Pancreas is Not an Aggressive Entity. *Ann Surg* 2008. 247: p571-9.
- Lee, CJ. et al. Risk of Malignancy in Resected Cystic Tumors of the Pancreas < 3cm in Size: Is it Safe to Observe Asymptomatic Patients? A Multi-Institutional Report. *J Gastrointest Surg* 2008. 12:p234-42.
- Tanaka, M. Controversies in the Management of Pancreatic IPMN. *Nat Rev Gastroenterol Hepatol* 2011. 8:p56-60.
- Katz, MH. Diagnosis and Management of Cystic Neoplasms of the Pancreas: An Evidence-Based Approach. *J Am Coll Surg* 2008. 1:p106-20.

Malignant Pancreatic Disease | Pablo Giuseppucci, MD, FACS

- Vikas Dudeja, John D. Christein, Eric H. Jensen, Selwyn M. Vickers, *Exocrine Pancreas*, Sabiston Textbook of Surgery, 20th edition
- Avram M. Cooperman, *The Pancreas Revised*, Surgical Clinics of North America, February 2018
- John L. Cameron, *The Pancreas*, Current Surgical Therapy, 12th edition

Abdominal Aortic Aneurysm | Christopher Esper, DO, FACOS

- Nordon, Im, et al. *Nat Rev Cardiol*. 2011: 92-102.
- Fillinger, M. 7th ed. (2010). *Rutherford's Vascular Surgery*. Pgs. 1928-1929. Philadelphia, Pa.
- Brewster, DC, et al. *J Vasc Surg*. 2003; 37: 1106-1117
- Sing, P and Narula, J. *JACC*. 2018; 71
- Chaikof, E. et al. The Society of Vascular Surgery Practice Guidelines on the Care of the Patients with AAA. *J Vasc Surg*. 2018; 67: 2-77.
- Droc, I, et al. (Aug 29, 2012). AAA-Actual Therapeutic Strategies. *Intecopen* DOI; 10.5772/48556
- Kassem, T. *The Egyptian Journal of Radiology and Nuclear Medicine*. Sept. 2017. 621-626



REFERENCES

Carotid Artery Disease & Treatment | Christopher Esper, DO, FACOS

- Ricotta, JJ, et al. Updated Society for Vascular Surgery Guidelines for Management of Extracranial Carotid Disease. *J Vasc Surg.* 2011. Sept; 54(3):e1-31.
- Valentine, R & Wind, G. *Anatomic Exposure in Vascular Surgery 2nded.* 2003 pg 27
- <https://teachmeanatomy.info/neck/misc/fasciallayers/>
- <https://antomyqa.com/tag/internal-carotid-artery/>
- <https://www.anatomynote.com/human-anatomy/blood-supplement/left-external-jugular-vein-anatomy-location/>
- <https://www.anatomynote.com/human-anatomy/head-skull-neck-anatomy/head-and-neck-nerves-innervation-in-detail/>
- Ballard, J. *Moore Vascular & Endovascular Surgery 7th ed.* 2006. Pg.47
- Jashari, F. Carotid artery disease: plaque features & vulnerability. *Department of public health & clinical medicine.* 2015. Page 7.
- Naim, C et al. Vulnerable Atherosclerotic Carotid Plaque Evaluation by Ultrasound, Computed Tomography Angiography, & Magnetic Resonance Imaging: An Overview. *Canadian Association of Radiologists Journal.* 2014. Pgs 275-286.
- Mackey, W. *Rutherford's Vascular Surgery 7th ed.* 2010. Pg. 1395
- Benson, CB, Moneta, GI et al. Carotid artery stenosis: gray-scale & doppler US diagnosis-Society of Radiologist in Ultrasound Consensus Conference. *Radiology* 2013; 229: 340-346.
- Naylor, R & Adair, W. *Rutherford Vascular Surgery & Endovascular Therapy 9th ed.* 2019. Pgs 1149-1168.
- Brott, TG et al. Guideline on the management of patients with extracranial carotid and vertebral artery disease: Executive summary. *Stroke.* 2011; 42: e420-63.
- Silverman, S. *Current Treatment Options Cardio Med.* 2019. 21:80. page 5.
- Meshcia, JF et al. Guidelines for the primary prevention of stroke: a statement for healthcare professionals from the American Heart Association/American Stroke Association. *Stroke.* 2014; 45:3754-37832
- Naylor, AR. Why is the management of asymptomatic carotid disease so controversial? *Surgeon.* 2015 Feb; 13(1):34-43.
- Kernan, W.N. et al. Guidelines for the prevention of stroke in patients with stroke and transient ischemic attack: A Guideline for healthcare professionals from the American Heart Association/American Stroke Association. *Stroke.* 2014; 45:2160-2236.
- Roseborough, G. and Perler, B. *Rutherford's Vascular Surgery. 7th ed.* 2010. Pgs. 1460-1461.



REFERENCES

Peripheral Vascular Occlusive Disease | Jon Henwood, DO, FACOS

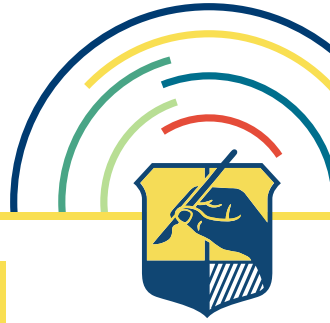
- Rutherford's Vascular Surgery 7th edition
- Moore Vascular and Endovascular Surgery; A Comprehensive Review
- Journal of Vascular Surgery
- CHEST Journal – 2016 and update 2018

Diagnosis & Treatment of Venous Disease | Jon Henwood, DO, FACOS

- Rutherford's Vascular Surgery 7th edition
- Moore Vascular and Endovascular Surgery; A Comprehensive Review
- Journal of Vascular Surgery
- CHEST Journal – 2016 and update 2018



In-depth Review



SPEAKERS AND COMMITTEE MEMBERS WITH DISCLOSURES

Hania Bednarski, DO, FACOS | Oncoplastic Breast Surgeon | Grand Strand Breast Care

- **Disclosure** - Genomic Health: Board Member/Advisory Panel, Speaker; Tactile Medical: Speaker

James McCormick, DO, FACS, FASCRS | Chief, Colon and Rectal Surgery, Allegheny Health Network | Allegheny Health Network

- **Disclosure** - Intuitive Surgical: Consultant

Roxane Weighall, DO | Surgeon | Kettering Physician Network

- **Disclosure** - Myriad: Speaker

SPEAKERS AND COMMITTEE MEMBERS WITH NOTHING TO DISCLOSE

Omar Awais, DO | Chief of Thoracic, UPMC Mercy | University of Pittsburgh Medical Center

Jessica Bartock, DO | General Surgery Resident PGY-5 | St. John Maccomb-Oakland Hospital

Sara Buckman, MD, PharmD, FACS | Assistant Professor of Surgery | Washington University School of Medicine

Marc Campbell, DO, FACOS | Assistant Professor of Surgery | University of Tennessee Medical Center

David Lee Coffman, DO | General Surgeon | Northern Maine Medical Center

Nikolaos Dallas, MD, FACS | Co-Medical Director, Cancer Institute and Oncology Service Line | Advocate Illinois Masonic Medical Center

Jeremiah Deneve, DO, FACS | Associate Professor of Surgery | University of Tennessee Health Science Center

Christopher Esper, DO, FACOS | Attending Surgeon, Assistant Professor of Surgery, Associate Program Director General Surgery Residency | UPMC Hoizon and Jameson Hospitals

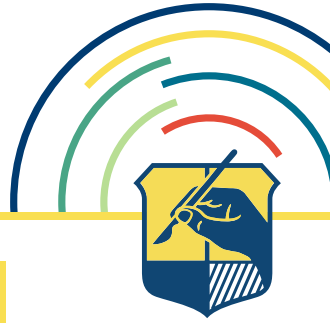
Christopher Finley, DO | Surgeon | Galliano Surgical Group

Nelayda Fonte, DO, FACOS, FICS | Surgeon | Surgical Healing Arts/Lehigh Regional Medical Center/LMH

Pablo Giuseppucci, MD, FACS | Chairman of Surgery UPMC Horizon | UPMC

Jon Henwood, DO, FACOS | Vascular/General surgeon | UPMC (Jameson and Horizon hospitals)

In-depth Review



SPEAKERS AND COMMITTEE MEMBERS WITH NOTHING TO DISCLOSE

Douglas Iddings, DO, FACOS | Physician | Douglas Iddings DO PC

Laura Johnson, MD | Surgeon in Burn | MedStar Washington Hospital Center and Associate Professor of Surgery | Georgetown University School of Medicine

Hillary Johnson, MD, PhD, MHCDS | Associate Professor | University of Iowa

Stephanie Jones, DO | Assistant Professor of Surgery | University of Nevada, Las Vegas

David Kermode, DO, FACOS | Assistant Program Director, General Surgery Residency Program: Attending General Surgeon/Surgical Care Specialist | Mercy Medical Center

Geeta Lal, MD, MSc, FACS | Staff Surgeon | University of Iowa Hospitals

Matthew LaPorta, DO | Staff Surgeon | Premier Trauma and Surgical Specialists

Jesse Lopez Jr., DO, FACOS | President | AkasaCare Regenerative Medicine and Surgery

Scott Nelson, DO | Chief of Staff, Board Chair Asante Physician Partners | Three Rivers Medical Center

T.K. Pandian, MD, MPH | Assistant Professor of Surgery | Washington University School of Medicine

Marylou Rainone, DO | General surgeon | Geisinger Health system

Benjamin Raymond, DO, FACOS | General Surgeon | West Virginia University Health System - United Hospital Center (UHC)

Victoria Schlanser, DO | Attending Surgeon | John H. Stroger Hospital of Cook County/Cook County Trauma

Annika Storey, DO, FACOS | Assistant Professor | Division of Acute Care Surgery/Department of Surgery/Sidney Kimmel Medical College/Thomas Jefferson University

Jennifer Susoreny-Velgos, DO | General Surgeon | Arkansas Methodist Medical Center

Richard Unger, DO | Surgeon | Stewart Memorial Community Hospital

Coleen Vernick, DO | Chief Department of Neurosurgical Anesthesiology at Jefferson Hospital of Neurosciences | Sidney Kimmel Medical Center- Thomas Jefferson University


Lindsay Wardle, DO | OB/GYN Attending Physician and Medical Director of Family Practice Residency Rotation | Kettering Physician Network



ANYTIME. ANYWHERE. ACOS eLearning

ACOS is dedicated to education and lifelong learning. We are pleased to provide our members with the opportunity to learn and conveniently earn CME credits through our webinar series. Moderately priced, ACOS webinars offer participants the opportunity to learn directly from those who are experts in their discipline, and an opportunity to interact with other participants in live, one-hour sessions, without leaving your office. www.elearning.facos.org

SAVE • THE • DATE



The ACA is an annual forum offering a highly diversified surgical program of continuing medical education for the specialties of cardiothoracic and vascular, general, neurological, plastic and reconstructive, proctological, and urological surgery. The Assembly is designed for surgeons of varying specialties to come together to learn, share new ideas and take the opportunity to build new connections.

www.facos.org/aca